




YUASA

MOTORCYCLE battery

The world's leading battery manufacturer

MOTORCYCLE & POWERSPORT

For motorcycles, scooters, ATV, UTV, jet skis & snowmobiles



The original equipment manufacturer's choice... then and now.

Motorcycle and powersport manufacturers demand the best so overwhelmingly choose Yuasa batteries. With over 90 years of development, every battery provides the same high performance, quality and reliability as the factory fitted OE original.

Yuasa motorcycle and powersport batteries are precision engineered from premium materials to deliver exactly what enthusiasts want: maximum starting power, superior performance and longer life! They also provide exceptional vibration and impact resistance, proven reliability and reduced self-discharge, for up to four times longer life.



High performance maintenance free AGM batteries

- Up to four times longer life than competitors' equivalent product
- Fully maintenance free - never add water, but periodic charging is required when not in use
- Premium AGM (Absorbed Glass Matt) technology with no free acid
- Sealed, spill-proof design with multi-angle fitment
- Genuine high-performance OE battery developed to meet motorcycle manufacturers' custom requirements
- Sulphate Stop additive to protect against undercharging damage



GYZ® high performance maintenance free AGM


A range of premium quality, heavy duty AGM batteries designed to satisfy the performance requirements and durability demanded by power-hungry touring bikes.

- Highest CCA ratings available for exceptional starting power
- Maximum capacity to power multiple accessories
- Heavy-duty flush terminals with built-in brass nuts for multiple connections
- Exceptional resistance to vibration & corrosion
- Supplied filled & ready to fit

YTZ® high performance maintenance free AGM

These compact, lightweight AGM VRLA batteries deliver greater starting power from a more volume efficient unit.

- Maximum power from minimum space - up to 30% more CCA than standard AGM batteries despite being lighter & more compact
- Can be mounted at extreme angles with no risk of leakage
- Ideal for sport bikes & also motorcycles with a Start - Stop system
- Brass terminals for improved conductivity & optimised performance
- Exceptional resistance to vibration & corrosion
- Constructed with high purity lead
- Supplied filled & ready to fit



YTX® & YIX high performance maintenance free AGM

A range of high performance AGM VRLA batteries, incorporating extra battery plates with a specialist design for increased cranking amps, less maintenance and longer life.

- Increased cranking power - up to 30% more CCA than standard AGM batteries
- High resistance to vibration & corrosion
- Selected models supplied filled & ready to fit

Maintenance free AGM batteries

- Up to four times longer life than competitors' equivalent product
- Genuine high-performance OE battery developed to meet motorcycle manufacturers' custom requirements
- Sulphate Stop additive to protect against undercharging damage



YTX® & YT *maintenance free AGM*

Ideal for motorcycles, scooters, ATVs, ride on mowers and personal watercraft, these permanently sealed batteries do not require topping up. Aside from periodic charging, they remain maintenance free for the life of the battery.

- Increased cranking power - up to 30% more CCA than conventional type batteries
- Superior resistance to vibration & corrosion
- Fully maintenance free once activated
- Premium AGM technology with no free acid
- Sealed & spill-proof design
- Selected models supplied filled & ready to fit



Conventional batteries

- Up to four times longer life than competitors' equivalent product
- Genuine high-performance OE battery developed to meet motorcycle manufacturers' custom requirements
- Sulphate Stop additive to protect against undercharging damage

YuMicron® series

YuMicron batteries are designed to meet the special demands of personal watercraft, snowmobiles and ATVs. Dependable power, reduced maintenance and longer life plus a unique power boosting design makes the range ideal for touring bikes and modified vehicles.

- High cranking power - constructed with special thin plate separators
- Low maintenance, water loss & self-discharge with easy access vent plug design
- Heavy-duty glass mat technology for high vibration resistance
- Heat sealed case to protect against seepage & corrosion





6 Volt & 12 Volt conventional series

A rugged, dependable battery engineered to withstand vibration and deliver reliable cranking power.

- High cranking power - constructed with special thin plate polyethylene separators
- Engineered to protect against corrosion & vibration damage
- Easy access vent plug design for maintenance

Motorcycle & powersport battery range overview

Feature	 GYZ® high performance MF AGM	 YTZ® high performance MF AGM
Factory activated	✓	✓
Dry-charged, with acid pack		
Dry-charged, no acid pack		
Maintenance free design†	✓	✓
Low maintenance design		
Lead-Calcium technology	✓	✓
Lead-Antimonial technology		
Expanded plate grid design		✓
Radial plate grid design		
Cast plate grid design	✓	
Extra battery plates		
Taller plates	✓	
VRLA (Valve Regulated Lead-Acid) batteries	✓	✓
Advanced AGM (Absorbed Glass Mat) separator	✓	✓
Polyethylene separator with glass mat		
Sulfate Stop additive	✓	✓
Flame arrestor	✓	✓
Through partition construction	✓	✓
Polypropylene case	✓	✓
Thermal bonded plastic	✓	✓
Patented poly-seal terminal	✓	✓
Mounting angle	Moderate	Extreme




YTX® & YIX high performance MF AGM	YTX® & YT maintenance free AGM	YuMicron®	6V & 12V conventional
✓	✓		
✓	✓	✓	✓
		✓	✓
✓	✓		
✓	✓	✓	✓
		✓	✓
✓	✓		
✓	✓	✓	✓
		✓	✓
✓	✓		
✓	✓		
		✓	✓
✓	✓	✓	✓
✓	✓		
✓	✓	✓	✓
✓	✓	✓	✓
✓	✓	✓	✓
✓	✓	✓	✓
✓	✓	✓	✓
✓	✓	✓	✓
Moderate	Moderate	Vertical	Vertical

Motorcycle & powersport battery features

Feature	Benefit
Factory activated	Filled, sealed and charged at the factory, these batteries are maintenance free and do not require filling before installation.
Dry-charged, with acid pack	Indefinite shelf life until activation. Acid pack provided for increased convenience.
Dry-charged, no acid pack	Indefinite shelf life until activation.
Maintenance free design†	Once activated these batteries do not require refilling and remain maintenance free for the life of the battery.
Low maintenance design	Water can be replenished to extend battery life.
Lead-Calcium technology	Delivers improved CCA, reduced water loss and self-discharge.
Lead-Antimonial technology	Longer life, charge acceptance and improved corrosion resistance.
Expanded plate grid design	Superior cranking performance and rechargeability.
Radial plate grid design	Increased conductivity for higher starting power and superior vibration resistance.
Cast plate grid design	Severe vibration resistance and improved conductivity.
Extra battery plates	Additional plates for increased power.
Taller plates	Extra surface for increased power.
VRLA (Valve Regulate Lead-Acid) battery	Valve relieves excess pressure to prevent bursting. Once activated these batteries do not require refilling and remain maintenance free for the life of the battery.
Advanced AGM (Absorbed Glass Mat) separator	Absorbs the acid while creating cell compression for extreme vibration resistance.
Polyethylene separator with glass mat	Constrain the paste into the plate for improved durability, longer life and increased vibration resistance.
Sulfate Stop additive	Curbs plate sulfation and provides longer life.
Flame arrestor	Flame arrestor prevents sparks entering the battery, reducing the risk of an explosion.
Through partition construction	Shorter current path for increased electrical conductivity and higher starting currents, heavier parts for maximum durability.
Polypropylene case	Superior resistance to gasoline and oil, impact resistant in extreme weather conditions.
Thermal bonded plastic	Air tight seal to prevent air ingress & acid seepage.
Patented poly-seal terminal	Eliminates acid seepage, reduces corrosion.
Mounting angle	Extreme mounting angle capability ensures coverage for a wider range of install space designs

Motorcycle & powersport battery construction

Yuasa powersports batteries are precision engineered from premium materials to deliver exactly what enthusiasts want: maximum starting power, superior performance and longer life!



- 1** Built-in brass nuts
- 2** Large, heavy-duty flush terminals
- 3** EZ grip cover
- 4** Safety valve / flame arrestor
- 5** Heat bonded cover
- 6** Taller plates
- 7** Through partition construction
- 8** Enhanced active material
- 9** Absorbed Glass Mat (AGM) separators
- 10** Protective separator material

The original powersport battery part numbers

As the original motorcycle battery manufacturer, the part numbers YTX, YTZ and GYZ are registered trademarks of GS Yuasa International Ltd. They should only ever be used on genuine Yuasa or GS batteries.

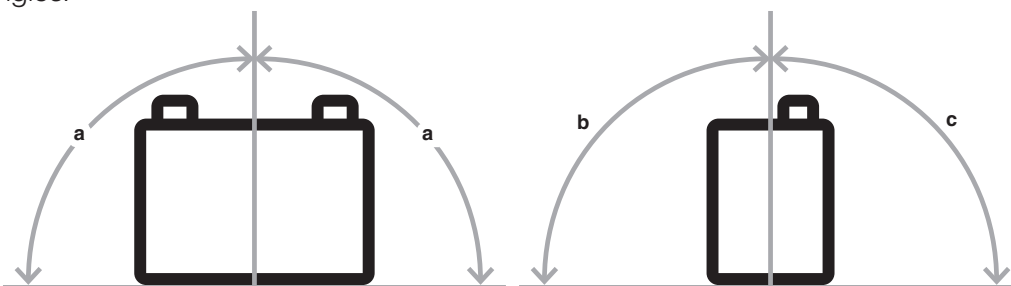
Because GS Yuasa have been OE supplier to all major motorcycle manufacturers, and the worldwide market leader for decades, these references have become industry standard. They are often used by other manufacturers and resellers in breach of GS Yuasa's trademark.

GS Yuasa trademarks



YTZ mounting angles
































Because of their unique spill proof design, Yuasa YTX batteries can be installed under multiple mounting angles:















BATTERY SERIES	MOUNTING ANGLE		
	a°	b°	c°
YTZ Series	40	90	15

Note: The angles mentioned (left) show the allowance from the centre position of the battery & are evaluated by up & down single vibration only.

High performance maintenance free AGM batteries

Part number	Voltage (V)	Capacity (Ah 10hr)	Capacity (Ah 20hr)	CCA @ -18°C	 (all dimensions in mm ±2 mm)			 Weight with acid (Kg)	 Acid volume (L)	 Charge current (Amps)	Terminal (See page 50)	Upgrade option	Note	Pack type	 Assembly figure
					L	W	H								
GYZ® high performance maintenance free AGM															
GYZ16H	12	16	16.8	240	150	87	145	5.6	N/A	1.6	5			WC	
GYZ16HL	12	16	16.8	240	150	87	145	5.6	N/A	1.6	5			WC	
GYZ20H	12	20	21.1	320	175	87	155	7.1	N/A	2	14			WC	
GYZ20HL	12	20	21.1	320	175	87	155	7.1	N/A	2	14			WC	
GYZ20L	12	20	21.1	250	175	87	155	6.9	N/A	2	4			WC	
GYZ32HL	12	32	33.7	500	166	126	175	11.2	N/A	3.2	14			WC	
YTZ® high performance maintenance free AGM															
YTZ4V	12	3	3.2	64	113	70	85	1.6	N/A	0.3	5			CP / WC	
YTZ5S	12	3.5	3.7	65	115	72	86	1.6	0.19	0.1	5			CP / WC	
YTZ6V	12	5	5.3	90	113	70	105	2	0.5	0.5	5			CP / WC	
YTZ7S	12	6	6.3	130	113	70	105	2.1	N/A	0.6	5			WC	
YTZ7V	12	6	6.3	105	113	70	120	2.5	N/A	0.6	5			WC	
YTZ8V	12	7	7.4	120	113	70	130	2.7	N/A	0.7	5			WC	
YTZ10S	12	8.6	9.1	190	150	87	93	3.2	N/A	0.9	11			WC	
YTZ12S	12	11	11.6	210	150	87	110	3.7	N/A	1.1	11			WC	
YTZ14S	12	11.2	11.8	230	150	87	110	3.9	N/A	1.1	11			WC	
YTX® high performance maintenance free AGM															
YTX14AH-BS	12	12	12.6	210	134	89	166	4.9	0.66	1.2	4		(ii)	CP	
YTX14AHL-BS	12	12	12.6	210	134	89	166	4.9	0.66	1.2	4			CP	
YTX14H-BS / YTX14H	12	12	12.6	240	150	87	145	4.8	0.69	1.2	4			CP / WC	
YTX20CH-BS	12	18	18.9	270	150	87	161	6.1	0.82	1.8	4			CP	
YTX20H-BS	12	18	18.9	310	175	87	155	6.3	0.93	1.8	4	GYZ16H		CP	
YTX20HL-BS / YTX20HL	12	18	18.9	310	175	87	155	6.3	0.93	1.8	4	GYZ20HL		CP / WC	
YTX20HL-BS-PW	12	18	18.9	310	175	87	175	6.3	0.93	1.8	4		(i)	CP	
YTX24HL-BS	12	21	22.1	350	205	87	162	7.9	0.99	2.1	4			CP	
YIX high performance maintenance free AGM															
YIX30L	12	30	31.6	400	166	126	175	9.9	N/A	3	5	GYZ32HL		WC	
YIX30L-BS	12	30	31.6	400	166	126	175	9.9	1.4	3	5	GYZ32HL		CP	
YIX30L-BS-PW / YIX30L-PW	12	30	31.6	400	166	126	175	9.9	1.4	3	5		(iii)	CP / WC	

Maintenance free AGM batteries




















YTX® maintenance free AGM															
YTX4L-BS / YTX4L	12	3	3.2	50	114	71	86	1.4	0.18	0.4	5			CP / WC	
YTX5L-BS / YTX5L	12	4	4.2	80	115	72	107	2	0.24	0.5	5			CP / WC	
YTX7A-BS / YTX7A	12	6	6.3	105	150	87	93	2.6	0.33	0.6	5			CP / WC	
YTX7L-BS / YTX7L	12	6	6.3	100	115	72	132	2.5	0.33	0.6	5	YTZ8V		CP / WC	
YTX9-BS / YTX9	12	8	8.4	135	152	87	105	3	0.4	0.8	5			CP / WC	
YTX12-BS / YTX12	12	10	10.5	180	150	87	130	4.2	0.6	1	5			CP / WC	
YTX14-BS / YTX14	12	12	12.6	200	150	87	145	4.6	0.69	1.2	5	YTX14H-BS		CP / WC	
YTX14L-BS	12	12	12.6	200	150	87	145	4.6	0.69	1.4	5	GYZ16HL		CP	
YTX15L-BS	12	13	13.7	230	175	87	130	4.8	0.69	1.3	4			CP	
YTX16-BS / YTX16	12	14	14.7	230	150	87	161	5.3	0.78	1.4	4	YTX20CH-BS		CP / WC	
YTX16-BS-1	12	14	14.7	230	150	87	161	5.3	0.78	1.4	1			CP	
YTX20A-BS	12	17	17.9	270	150	87	161	6	0.82	1.7	4	YTX20CH-BS		CP	
YTX20-BS	12	18	18.9	270	175	87	155	6.7	0.93	1.8	4	YTX20H-BS		CP	
YTX20L-BS / YTX20L	12	18	18.9	270	175	87	155	6.7	0.93	1.8	4	YTX20HL-BS		CP / WC	

(i) Includes 20mm spacer required when replacing YB16CL-B. (ii) Includes 10mm spacer required when replacing YB14A-A1 and YB14A-A2.

(iii) Includes 17mm spacer to fit all BRP (Sea-Do) 1500cc 4-stroke models year 2003 and up.

* CCA (Cold Cranking Amps) rating is for reference only. CCA is a theoretically calculated value. Actual performance may vary due to test conditions.

Maintenance free AGM batteries

Part number	Voltage (V)	Capacity (Ah 10hr)	Capacity (Ah 20hr)	CCA @ -18°C	 (all dimensions in mm ±2 mm)			 Weight with acid (Kg)	 Acid volume (L)	 Charge current (Amps)	Terminal (See page 50)	Upgrade option	Note	Pack type	 Assembly figure
					L	W	H								
YTB maintenance free AGM															
YTB2.5L	12	2.5	N/A	N/A	80	70	105	1.1	N/A	0.2	-			WC	
YTB4L	12	4	N/A	N/A	120	70	92	1.7	N/A	0.4	5			WC	
YTB6L	12	6	N/A	N/A	138	65	100	2.2	N/A	0.6	5			WC	
YTB7	12	7	N/A	N/A	150	60	130	2.5	N/A	0.7	6			WC	
YTB7L	12	7	N/A	N/A	150	60	130	2.5	N/A	0.7	6			WC	
YTB9	12	9	N/A	N/A	135	75	140	3.1	N/A	0.9	6			WC	
YT maintenance free AGM															
YT4B-BS	12	2.3	2.4	40	114	39	86.5	1.1	0.12	0.3	13			CP	
YTR4A-BS	12	2.3	2.4	45	114	49	86	1.1	0.14	0.3	12			CP	
YT7B-BS / YT7B	12	6.5	6.8	110	150	65	93	2.7	0.31	0.7	11			CP / WC	
YT9B-BS / YT9B	12	8	8.4	120	150	70	105	3	0.4	0.8	11			CP / WC	
YT12A-BS / YT12A	12	10	10.5	175	150	87	105	3.5	0.5	1	5			CP / WC	
YT12B-BS / YT12B	12	10	10.5	210	150	69	130	4.1	0.5	1	11			CP / WC	
YT14B-BS / YT14B	12	12	12.6	210	150	70	145	4.6	0.6	1.2	11			CP / WC	
YT19BL-BS / YT19BL	12	17.7	19	170	186	82	171	5.7	0.95	1.9	10			CP / WC	

YuMicron batteries






































YuMicron®															
YB2.5L-C	12	2.5	2.6	15	81	71	106	1	0.25	0.3	-	YTB2.5L		DC	
YB2.5L-C-1	12	2.5	2.6	15	80	70	105	1	0.24	0.3	-			DC	
YB2.5L-C-2	12	2.5	2.6	15	81	71	106	1	0.24	0.3	-			DC	
YB3L-A	12	3	3.2	30	99	57	111	1.3	0.3	0.3	6			DC	
YB3L-B	12	3	3.2	30	99	57	111	1.3	0.3	0.3	6			DC / CP	
YB4L-A	12	4	4.2	45	120	70	92	1.5	0.3	0.4	5	YTX4L-BS		DC	
YB4L-B	12	4	4.2	45	121	71	93	1.5	0.3	0.4	5	YTB4L		DC / CP	
YB5L-B	12	5	5.3	60	121	61	131	2	0.36	0.5	6			DC / CP	
YB6L-B	12	6	6.3	65	138	72.5	100	2.1	0.4	0.6	6	YTB6L		DC	
YB7B-B	12	7	7.4	80	152	61	132	3.1	0.5	0.7	6	YTB7		DC / CP	
YB7BL-A	12	7	7.4	80	152	61	132	3.1	0.5	0.7	6	YTB7L		DC	
YB7C-A	12	7	7.4	75	130	90	114	3	0.6	0.8	3			DC / CP	
YB7-A	12	8	8.4	105	136	75	133	3	0.6	0.8	6			DC / CP	
YB7L-B	12	8	8.4	75	135	75	133	2.9	0.6	0.8	6			DC / CP	
YB7L-B2	12	8	8.4	75	135	75	133	2.9	0.6	0.8	4			DC	
YB9A-A	12	9	9.5	115	135	75	155	3.1	0.6	0.9	6			DC	
YB9L-A2	12	9	9.5	100	135	75	139	3.1	0.6	0.9	2			DC / CP	
YB9-B	12	9	9.5	115	137	77	141	3.1	0.6	0.9	6	YTB9		DC / CP	
YB9L-B	12	9	9.5	115	137	77	141	3.1	0.6	0.9	6			DC	
YB10A-A2	12	11	11.6	120	135	90	155	4	0.8	1.1	8			DC	
YB10L-A2	12	11	11.6	120	135	90	145	4.2	0.8	1.1	8			DC / CP	
YB10L-B	12	11	11.6	120	135	90	145	4	0.8	1.1	6			DC / CP	
YB10L-B2	12	11	11.6	120	135	90	145	4	0.8	1.1	8			DC / CP	
YB12B-B2	12	11	11.6	140	160	90	130	4	0.8	1.2	8			DC	
YB10L-BP	12	12	12.6	165	135	90	145	4	0.8	1.1	6			DC	
YB12A-A	12	12	12.6	150	134	80	160	4.1	0.8	1.2	6			DC / CP	
YB12AL-A	12	12	12.6	150	136	82	162	4	0.8	1.2	6	YB12AL-A2		DC	
YB12AL-A2	12	12	12.6	150	134	80	160	4	0.75	1.2	8		(i)	DC / CP	

DC = Dry charged (acid pack not included) CP = Combi pack (acid pack included) WC = Wet charged (filled & ready to fit) See explanation on page 51.









(i) Includes 20mm spacer required when replacing YB16CL-B.

* CCA (Cold Cranking Amps) rating is for reference only. CCA is a theoretically calculated value. Actual performance may vary due to test conditions.

YuMicron batteries

Part number	Voltage (V)	Capacity (Ah 10hr)	Capacity (Ah 20hr)	CCA @ -18°C	 (all dimensions in mm ±2 mm)			 Weight with acid (Kg)	 Acid volume (L)	 Charge current (Amps)	Terminal (See page 50)	Upgrade option	Note	Pack type	 Assembly figure
					L	W	H								
YB12A-B	12	12	12.6	150	134	80	160	4	0.75	1.2	6			DC / CP	
YB12C-A	12	12	12.6	150	134	80	175	4.3	0.8	1.2	4			DC	
YB14-A2	12	14	14.7	175	134	89	166	4.6	0.9	1.4	8	YTX14AH-BS		DC / CP	
YB14-B2	12	14	14.7	175	134	89	166	4.6	0.9	1.4	8	YTX14AH-BS		DC / CP	
YB14A-A1	12	14	14.7	175	134	89	176	4.5	0.9	1.4	6	YTX14AH-BS		DC	
YuMicron®															
YB14A-A2	12	14	14.7	175	134	89	176	4.5	0.9	1.4	8	YTX14AH-BS		DC / CP	
YB14L-A	12	14	14.7	190	134	89	166	4.6	0.9	1.4	6			DC	
YB14L-A1	12	14	14.7	175	134	89	166	4.6	0.9	1.4	1			DC	
YB14L-A2	12	14	14.7	175	136	91	168	4.6	0.9	1.4	8	YTX14AH-BS		DC / CP	
SYB14L-A2	12	14	14.7	175	134	89	166	4.6	0.9	1.4	8			DC	
YB14L-B2	12	14	14.7	175	134	89	166	4.6	0.9	1.4	8			DC / CP	
YB16AL-A2	12	16	16.8	210	207	71.5	164	5.3	1.1	1.6	2			DC / CP	
YB16B-A	12	16	16.8	207	160	90	161	5.1	1	1.6	4			DC	
YB16B-A1	12	16	16.8	207	160	90	161	5.1	1	1.6	7		(i)	DC / CP	
YB18-A	12	18	18.9	215	180	90	162	5.8	1.2	1.8	7	YTX20-BS		DC	
YB18L-A	12	18	18.9	215	180	90	162	5.8	1.2	1.8	7	YTX20L-BS		DC / CP	
YB16-B	12	19	20	215	175	100	155	6.3	1.2	1.9	6			DC / CP	
YB16L-B	12	19	20	215	175	100	155	6.3	1.2	1.9	6	YTX20L-BS		DC / CP	
YB16CL-B	12	19	20	240	175	100	175	6.1	1.2	1.9	5	YTX20HL-BS-PW		DC / CP	
YB30L-B	12	30	31.6	300	168	132	176	8.5	1.7	3	4	YIX30L		DC	
YB30CL-B	12	30	31.6	300	168	132	192	8.8	1.7	3	4	YIX30L-BS-PW		DC	
Y50-N18A-A	12	20	21.1	240	205	90	176	6.5	1.5	2	7			DC	
Y50-N18L-A	12	20	21.1	240	205	90	162	7.4	1.4	2	7			DC / CP	
Y50-N18L-A3	12	20	21.1	240	205	90	162	7.4	1.4	2	4	YTX24HL-BS		DC	
SY50-N18L-AT	12	20	21.1	240	205	90	162	6.5	1.4	2	7	YTX24HL-BS		DC / CP	
Y60-N24-A	12	28	29.5	241	184	124	175	8.6	1.7	2.8	3			DC	
Y60-N24L-A	12	28	29.5	241	184	124	175	8.6	1.7	2.8	3			DC / CP	
51814	12	-	18	100	186	82	171	5.6	1	1.9	10		*	DC / CP	
51913	12	-	19	100	186	82	171	5.6	1	1.9	10	YT19BL-BS	*	DC / CP	
52015	12	-	20	110	186	82	171	5.6	1	2	10	YT19BL-BS	*	DC	
52515	12	-	25	130	186	130	171	8.4	1.8	2.5	10		*	DC / CP	
53030	12	-	30	180	186	130	171	9.4	1.6	3	10		*	DC / CP	

Conventional batteries














































Conventional 12 Volt															
12N5-3B	12	5	5.3	35	120	60	130	2	0.4	0.5	6	YB5L-B		DC / CP	
12N5-4B	12	5	5.3	39	120	60	130	2	0.4	0.5	6			DC	
12N5.5-3B	12	5.5	5.8	55	135	60	130	2.5	0.4	0.6	6	YTB6L YB6L-B		DC / CP	
12N5.5-4A	12	5.5	5.8	55	135	60	130	2.5	0.4	0.6	2			DC	
12N5.5-4B	12	5.5	5.8	55	137	61	131	2.5	0.4	0.6	6			DC	
12N5.5A-3B	12	5.5	5.8	55	103	90	114	2.4	0.5	0.6	6			DC / CP	
12N7-3B	12	7	7.4	70	135	75	133	3	0.5	0.7	6	YB7L-B		DC / CP	
12N7-4A	12	7	7.4	70	135	75	133	3	0.5	0.7	6	YB7-A		DC / CP	
12N7-4B	12	7	7.4	70	135	75	133	3	0.5	0.7	6			DC	

DC = Dry charged (acid pack not included) CP = Combi pack (acid pack included) WC = Wet charged (filled & ready to fit)

(i) Includes 20mm spacer required when replacing YB16CL-B.









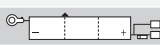














* CCA (Cold Cranking Amps) rating is for reference only. CCA is a theoretically calculated value. Actual performance may vary due to test conditions.

Conventional batteries






















Part number	Voltage (V)	Capacity (Ah 10hr)	Capacity (Ah 20hr)	CCA @ -18°C	 (all dimensions in mm ±2 mm)			 Weight with acid (Kg)	 Acid volume (L)	 Charge current (Amps)	Terminal (See page 50)	Upgrade option	Note	Pack type	 Assembly figure
					L	W	H								
12N7B-3A	12	7	7.4	70	151	61	131	2.9	0.5	0.7	6	YTB7L YB7BL-A		DC	
12N7D-3B	12	7	7.4	70	135	75	150	2.9	0.6	0.7	6			DC	
12N9-3A	12	9	9.5	80	135	75	139	3.3	0.6	0.9	9			DC	
12N9-3B	12	9	9.5	85	135	75	139	3.2	0.6	0.9	6	YB9L-B		DC / CP	
12N9-4B-1	12	9	9.5	85	135	75	139	3.2	0.6	0.9	6	YTB9 YB9-B		DC / CP	
12N10-3A	12	10	10.5	100	135	90	145	3.9	0.8	1	6			DC	
Conventional 12 Volt															
12N10-3A-1	12	10	10.5	100	135	90	145	3.9	0.8	1	6			DC	
12N10-3A-2	12	10	10.5	100	135	90	145	3.9	0.8	1	8	YB10L-A2		DC	
12N10-3B	12	10	10.5	100	136	92	146	3.9	0.8	1	6	YB10L-B		DC / CP	
12N11-3A-1	12	11	11.6	109	135	90	155	3.6	0.8	1.1	8			DC	
12N11-3B	12	11	11.6	109	135	90	155	3.6	0.8	1.1	6			DC	
12N12-3B	12	12	12.6	108	202	76	134	4.4	0.8	1.2	6			DC	
12N12A-4A-1	12	12	12.6	120	134	80	160	3.7	0.7	1.2	6	YB12A-A		DC / CP	
12N14-3A	12	14	14.7	125	134	89	166	4.5	0.8	1.4	8	YB14L-A2		DC / CP	
12N18-3	12	18	18.9	140	205	90	162	6.5	1.3	1.8	6			DC	
12N24-3A	12	24	25.3	200	184	124	175	7.9	1.8	2.4	3			DC	
12N24-3	12	24	25.3	200	184	124	175	7.9	1.8	2.4	3			DC	
12N24-4	12	24	25.3	190	184	124	179	7.6	1.6	2.4	3			DC / CP	
YHD-12	12	29	29.5	200	206	133	165	8.3	2.2	2.8	9			DC	
Conventional 6 Volt															
6N2-2A	6	2	2.1		70	47	96	0.5	0.1	0.2	-			DC	
6N2-2A-1	6	2	2.1		70	47	96	0.5	0.1	0.2	-			DC	
6N2-2A-3	6	2	2.1		70	47	96	0.5	0.1	0.2	-			DC	
6N2-2A-4	6	2	2.1		70	47	96	0.5	0.1	0.2	-			DC	
6N2-2A-8	6	2	2.1		70	47	96	0.5	0.1	0.2	-			DC	
6N2-2A-9	6	2	2.1		70	47	96	0.5	0.1	0.2	-			DC	
6N2A-2C	6	2	2.1		70	47	106	0.5	0.1	0.2	-			DC	
6N2A-2C-1	6	2	2.1		70	47	106	0.5	0.1	0.2	-			DC	
6N2A-2C-3	6	2	2.1		70	47	106	0.5	0.1	0.2	-			DC	
6N2A-2C-4	6	2	2.1		70	47	106	0.5	0.1	0.2	-			DC	
6N4-2A	6	4	4.2		71	71	96	0.8	0.2	0.4	-			DC	
6N4-2A-2	6	4	4.2		71	71	96	0.8	0.2	0.4	-			DC	
6N4-2A-3	6	4	4.2		71	71	96	0.8	0.2	0.4	-			DC	
6N4-2A-4	6	4	4.2		71	71	96	0.8	0.2	0.4	-			DC	
6N4-2A-5	6	4	4.2		71	71	96	0.8	0.2	0.4	-			DC	
6N4-2A-7	6	4	4.2		71	71	96	0.8	0.2	0.4	-			DC	
6N4-2A-8	6	4	4.2		71	71	96	0.8	0.2	0.4	-			DC	
6N4-2A-9	6	4	4.2		71	71	96	0.8	0.2	0.4	-			DC	
6N4A-4D	6	4	4.2		61	57	131	1	0.2	0.4	-			DC	
6N4B-2A	6	4	4.2		102	48	96	1	0.2	0.4	-			DC	
6N4B-2A-3	6	4	4.2		102	48	96	1	0.2	0.4	-			DC	
6N4B-2A-4	6	4	4.2		102	48	96	1	0.2	0.4	-			DC	
6N4B-2A-5	6	4	4.2		102	48	96	1	0.2	0.4	-			DC	
6N4C-1B	6	4	4.2		71	71	105	0.8	0.2	0.4	-			DC	



















DC = Dry charged (acid pack not included) CP = Combi pack (acid pack included) WC = Wet charged (filled & ready to fit) See explanation on page 51.
 * CCA (Cold Cranking Amps) rating is for reference only. CCA is a theoretically calculated value. Actual performance may vary due to test conditions.

Conventional batteries

Part number	Voltage (V)	Capacity (Ah 10hr)	Capacity (Ah 20hr)	CCA @ -18°C	 (all dimensions in mm ±2 mm)			 Weight with acid (Kg)	 Acid volume (L)	 Charge current (Amps)	Terminal (See below)	Upgrade option	Note	Pack type	 Assembly figure
					L	W	H								
6N5.5-1D	6	5.5	5.8		90	70	100	1.1	0.3	0.6	-			DC	
6N6-1B	6	6	6.3		99	57	111	1.2	0.3	0.6	-			DC	
6N6-3B	6	6	6.3		99	57	111	1.3	0.3	0.6	6			DC	
6N6-3B-1	6	6	6.3		99	57	111	1.3	0.3	0.6	6			DC / CP	
6N6-1D	6	6	6.3		99	57	111	1.2	0.3	0.6	-			DC	
6N6-1D-2	6	6	6.3		99	57	111	1.2	0.3	0.6	-			DC	
6YB8L-B	6	8	8.4		120	70	95	1.6	0.31	0.8	6			DC	
6N11-2D	6	11	11.6		150	70	100	2	0.4	1.1	6	6YB11-2D		DC	
Conventional 6 Volt															
6N11A-1B	6	11	11.6		122	62	131	2.1	0.4	1.1	6			DC	
6N11A-3A	6	11	11.6		122	62	131	2.1	0.4	1.1	6			DC / CP	
6N11A-4	6	11	11.6		122	62	131	2.1	0.4	1.1	6			DC	
6YB11-2D	6	11	11.6		150	70	100	2	0.4	1.1	6			DC	
6N12A-2C	6	12	12.6		156	57	116	2	0.5	1.2	9			DC	
6N12A-2D	6	12	12.6		156	57	116	2.3	0.45	1.2	6			DC	
B39-6	6	7	7.4		126	48	126	1.7	0.3	0.7	6			DC	
B49-6	6	8	8.4		91	83	161	2.1	0.5	0.8	6			DC / CP	
B54-6	6	12	12.6		156	57	116	2.3	0.5	1.2	6			DC	
B38-6A	6	13	13.7		119	83	161	2.9	0.62	1.3	6			DC	

Terminal type

Type	Front	Side	Top
1			
2			
3			
4			
5			
6			
7			

Type	Front	Side	Top
8			
9			
10			
11			
12			
13			
14	